












































Council Plan 2013-17




Generated on: 14 November 2014




1. Employment Opportunity & Economic Success													
	EC 10	EC 12a	EC 12b	EC 12c	EC 12d	EC 13a	EC 13b	EC 40					
2. Housing Need													
	BS RB 2	FP 7	HS 1	HS 2	HS 5	HS 8	HS 14	HS 10a	HS 10b	BS RB 3	FP 8	HS 11	HS 17
3. High Quality Environment													
	HE 13	SS 16	SS 35	SS 36	SS 192	SS 15	DM 157c	DM 157a	DM 2	DM 157b	SS 17		
4. Active Safe Communities													
	EC 77	HE 10											
5. Transforming the Council													
	BS AS 3	BS BI 2	DS 2d	BS RB 11	HR A 01 R	BS RB 12	BS AS 1 RDC	BS MD 1					




Key




 Data Only Indicator for monitoring trend  Performance is improving  Performance has stayed the same  Performance has got worse




1. Employment Opportunity & Economic Success




		EC 10	Total Job Seeker Allowance Claimants Aged 16 - 64			
Current Value	0.9%	October 2014	Previous value	0.9% Sept 14	Data is published monthly	
October 2014 - GB 2.1% and Yorkshire & Humber 2.8%						




		EC 12a	% Ryedale population aged 16-64 qualified - NVQ1 or equivalent			
Current Value	91.7%	2013/14	Previous value	78.1%	Data is published annually	
Ryedale has the lowest population qualified to NVQ level 1 or above in North Yorkshire and is the third lowest in Yorkshire and the Humber. Young people achieve level 1 and 2 NVQ's in order to improve their career prospects. The council has targeted resources through various apprenticeships. This level is a stepping stone to future learning opportunities.						



		EC 12b	% Ryedale population aged 16-64 qualified - NVQ2 or equivalent			
Current Value	79.9%	2013/14	Previous value	68.2%	Data is published annually	
Ryedale has the lowest of population qualified to NVQ level 1 or above in North Yorkshire. Young people achieve level 1 and 2 NVQ's in order to improve their career prospects. The council has targeted resources through various apprenticeships. This level is a stepping stone to future learning opportunities.						

		EC 12c	% Ryedale population aged 16-64 qualified - NVQ3 or equivalent			
Current Value	53.1%	2013/14	Previous value	51.7%	Data is published annually	
Ryedale performance is above the North Yorkshire average for this level of qualification.						




		EC 12d	% Ryedale population aged 16-64 qualified - NVQ4 or equivalent			
Current Value	40%	2013/14	Previous value	35.6%	Data is published annually	
Ryedale performance is well above the North Yorkshire average for this level of qualification.						




		EC 13a	Gross weekly earnings by workplace			
Current Value	£425.00	2013/14	Previous value	£395.70	Data is published annually	
Ryedale has the lowest level of earnings by workplace in Yorkshire and the Humber						




		EC 13b	Gross weekly earnings by residency			
Current Value	£417.60	2013/14	Previous value	£399.70	Data is published annually	
Although an increase in weekly pay compared to last year - Ryedale still has the lowest Gross weekly earnings in Yorkshire and Humber.						




	EC 40	Employment Rate - aged 16-64		
Current Value	76.1%	2013/14	Previous value	Data is published annually
2013-14: GB - 71.7% Y&H - 70.1%				




2. Housing Need

























		BS RB 2	Speed of processing - new HB/CTB claims		
Current Value	27.0 days	October 2014	Current Target	28.0 days	
Changes and improvements recently introduced have resulted in improved timescales – 30 days compared to 73.6 days in August 2013.					

		HS 8	Prevention of Homelessness through Advice and Proactive Intervention (values and targets are per quarter, not accumulative)		
Current Value	46	Q2 2014/15	Current Target	39	Target is to achieve 10% improvement in numbers of preventions year on year
Between 01/07/2014 and 30/09/2014 there were 46 homelessness preventions through the Local Authority					



















		FP 7	Net additional homes provided		
Current Value	224	2013/14	Current Target	200	Target set according to http://extranet.ryedale.gov.uk/PDF/Background%20Paper%20-%20Population%20and%20Housing.pdf page 6, para 2.2.3
Annual return to be calculated at the end of March 2014. Officers are considering the reporting of FP7 and FP8 on a quarterly basis in order to maintain up to date figures for additional homes provided throughout the year together with a rolling figure for the Council's five year housing supply.					




		HS 1	Homeless applications on which RDC makes decision and issues notification to the applicant within 33 working days (was LPI 70)		
Current Value	100.0%	Q2 2014/15	Current Target	100.0%	Target is to decide on all applications within 33 days
Between 01/07/2014 and 30/09/2014 100% of applications were decided and notification to the applicant within 33 working days					




		HS 2	Length of stay in temporary accommodation (B&B, weeks) Snapshot		
Current Value	0.00 weeks	Q2 2014/15	Current Target	4.00 weeks	Target: National maximum allowable is 6 weeks. Local target of 4 weeks
<p>2 households were accommodated between 1st January 2014 to 31st March 2014.</p> <p>One family was accommodated in B&B at an address for a period exceeding the statutory 6 week limit because:</p> <ul style="list-style-type: none"> . Following a Homeless application made on 27/02/2014, a decision of "Homeless Intentionally" was reached. The family was then forced to leave Mum's home and RDC provided temporary accommodation, for a limited period of 28 days. . A referral made to Children's' Social Care transferring the duty to secure accomm. for the family was ignored, leaving RDC to resume this responsibility. . Having no free RDC temp. acc. RDC agreed for a further period at The Vincent. The period exceeded the 6 week limit due to the lack of alternative accommodation and co-operation from CSC. 					




		HS 5	Number of Homeless Applications		
Current Value	8	Q2 2014/15	Current Target	10	Total number of applications for 2011/12 = 52
Between 1st April 2013 and 31st March 2014 35 homeless applications were made.					
		HS 10a	% Households in Ryedale in Fuel Poverty (10% income measure)		
Current Value	26%	2013/14	Current Target	27.9%	Target is to improve on previous years performance
Results published June 2014. Est. no. of households 23,090 of which 6,446 in fuel poverty.					
		HS 10b	% Households in Ryedale in Fuel Poverty (Low Income High Cost)		
Current Value	11.1%	2013/14	Current Target	11.9%	Target is to improve on previous years performance
2012-13 Results published June 2014 - Est. no of households 23,090 and 2,738 households in fuel poverty					
		HS 14	Affordability Ratio		
Current Value	7.36	2013/14	Current Target	8.65	Target is to improve on previous years performance
		BS RB 3	Speed of processing - changes of circumstances for HB/CTB claims		
Current Value	16.7 days	October 2014	Current Target	7.6 days	
Closedown for 2 weeks over Christmas and implementation of new Northgate system has resulted in longer processing time					
		FP 8	Supply of deliverable housing sites		
Current Value	89.2%	2013/14	Current Target	100.0%	See Annual Monitoring Statement and Strategic Housing Land Availability Assessments. Target five year housing supply= 100%
Annual return to be calculated at the end of March 2014					
		HS 11	Empty Domestic Properties		
Current Value	253	2013/14	Current Target	379	Target is to improve on previous years performance
Annual figures of 885 empty at the end of 31st March 2014, with a total of 299 being empty for more than 6 months.					
		HS 17	Number of affordable homes delivered (gross)		
Current Value	19	Q2 2014/15	Current Target	38 (75 for year)	35% of market housing target would result in 70 affordable homes arising from 200 net additional homes.
Between 01/07/2014 and 30/09/2014 there were 10 affordable homes delivered. This includes 4x 3 bed houses delivered by Wimpey which are affordable rental properties, then there are 2x 3bed properties and 4x 2 bed properties delivered by Ambleside Homes which are for sale					




3. High Quality Environment




		HE 13	% of Food establishments in the area broadly compliant with food hygiene law			
Current Value	76%	2013/14	Current Target	72%	Target is to improve on previous year. Assessments of premises undertaken using risk based scoring and national guidance. 17% of premises are low risk and not accessed and by default not compliant under the national definition for this indicator.	
17% of premises are low risk and not assessed and by default not compliant under the national definition for this indicator. The figures in brackets above take into account this number						
		SS 16	% of Household Waste Composted			
Current Value	33.64%	2013/14	Current Target	30.00%	Target set following analysis of previous performance levels	
Performance continues to be above target. Target will need to be assessed for 2014/15 in light of changes regarding garden waste subscription						
		SS 35	% CO2 reduction from LA operations.			
Current Value	-7.5%	2013/14	Current Target	3.0%	Target set for three years, based on national guidance. To be reviewed following analysis of performance to date	
Investment in energy efficiency continues to be made. New target to be set						
		SS 36	Tonnes of CO2 from LA operations			
Current Value	1,622	2013/14	Current Target	1,754	Target set for three years, based on national guidance. To be reviewed following analysis of performance to date	
See above						
		SS 192	% of household waste sent for reuse, recycling and composting			
Current Value	52.70%	2013/14	Current Target	49.70%	National target to achieve 50% by 2020	
Target will need to be assessed for 2014/15 in light of changes regarding garden waste subscription						
		DM 157a	Processing of planning applications: Major applications (13 weeks)			
Current Value	63.60%	October 2014	Current Target	70.00%	Targets originally set under Planning Delivery Grant regime	
By definition these applications are complex, often requiring for example legal agreements such as Section 106. These applications represent 4% of the total number received. Whilst well below target, performance is improving.						

		DM 157c	Processing of planning applications: Other applications (8 weeks)			
Current Value	87.80%	October 2014	Current Target	90.00%	Targets originally set under Planning Delivery Grant regime	
Performance has been improving for some months and this Trend is continuing. Customer satisfaction has increased on previous years Delegated decisions are currently made on 88% of decisions against a target of 90%.						

		SS 15	% of Household Waste Recycled			
Current Value	19.02%	2013/14	Current Target	20.00%	Target set following analysis of previous performance levels	
Priority is now to maintain this level of performance						




		DM 2	Planning appeals allowed			
Current Value	66.6%	Q2 2014/15	Current Target	33.0%	Target based on national averages and benchmarking	
The national performance level is consistently in line with the target figure of 33%, performance for Ryedale has varied because of the relatively low number of appeals received. However the current level of appeals allowed at 20% well below the target.						

		DM 157b	Processing of planning applications: Minor applications (8 weeks)			
Current Value	65.70%	October 2014	Current Target	78.00%	Targets originally set under Planning Delivery Grant regime	
Performance has been improving for some months and this Trend is continuing. Customer satisfaction has increased on previous years						

























		SS 17	Household Waste Collection - % change in kilograms per head			
Current Value	6.29%	2013/14	Current Target	0.25%	Target is to improve on previous years change	
Residual waste tonnage reflects economic changes.						

4. Active Safe Communities

		EC 77	Total Crime in Ryedale			
Current Value	788	September 2014	Previous Value			

		HE 10	Adult participation in sport and active recreation. Sport England Active People Survey-Annual			
Current Value	23.6%	2013/14	Current Target	22.3%	Target is to improve on previous years performance	
APS 7 - Ryedale ranked 208 out of 326.						

5. Transforming the Council

		DS 2d	Percentage turnout for elections - District			
Current Value	46.54%	2011/12	Previous Value			
02.05.13 Ryedale South West By-election: 38.39% Pickering East By-election: 36.34% http://www.ryedale.gov.uk/news_and_press_releases/local_elections.aspx						
		BS AS 3	Payments made using electronic channels			
Current Value	92%	October 2014	Current Target	85%	Target is set to maintain performance	
Electronic channels include web, telephone and Direct Debit.						
		BS BI 02	% FOI Requests responded to within 20 working days			
Current Value	91%	September 2014	Current Target	90%		
43 out of 47 FOIs responded within timescale. 3 outside of timescale by 1 day. 1 outside timescale by 13 days.						
		BS RB 11	% of Council Tax collected			
Current Value	68.07%	October 2014	Current Target	68.33%	Target is set to maintain performance	
Collection rates are in line with the previous years performance						
		HR A 01 R	Average number of Working Days Lost Due to Sickness Absence per FTE, RYEDALE			
Current Value	0.64 days	September 2014	Current Target	0.63 days	Target is North Yorkshire average for 2009	
Sickness Absence Policy created with Unison with a view to reducing absences. Line Manager training ongoing						
		BS AS 1 RDC	Service enquiries resolved at first point of contact (telephone)			
Current Value	37%	2013/14	Current Target	50%	Target is for year on year improvement	
Collection rates are in line with the previous years performance						
		BS RB 12	% of Non-domestic Rates Collected			
Current Value	69.02%	October 2014	Current Target	72.03%	Target is set to maintain performance	
RDC internal accounts paid late.						
		BS MD 1	Standard searches done in 5 working days			
Current Value	43.0%	October 2014	Current Target	90.0%	Target is set to maintain performance	
late responses from NYCC						